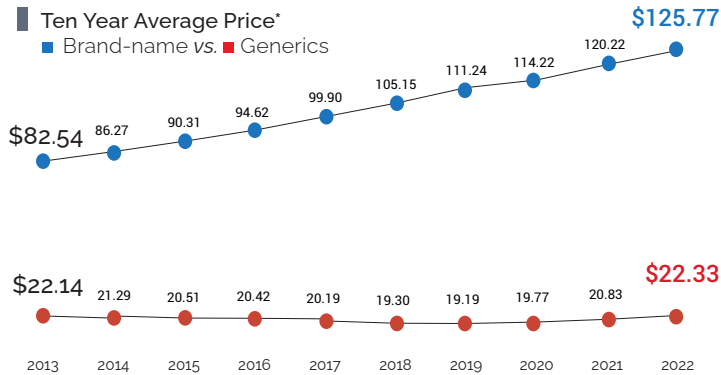


The Value of Generic Medicines

The Gap — Over the past ten years the gap between the average price of a brand-name prescription and the average price of a generic prescription has grown dramatically. This expanding price difference widens our opportunity to save money and support a sustainable healthcare system. In 2022, generic medicines were dispensed to **fill 74.4% of all prescriptions and saved** governments, employers, and patients **more than \$37 billion.**













The Opportunity — Increasing the use of generic prescription medicines by one percent saves hundreds of millions of dollars. These savings would compound year over year and can be redirected to support improved patient care.

The Wider Impact — The increased use of generics will also have an impact on our economy, and communities. Canada's generic pharmaceutical industry counts among its operations some of the largest domestic manufacturing facilities in Ontario and Quebec, creating thousands of highly skilled jobs in the life sciences sector. The industry includes the domestic capacity to develop and produce Active Pharmaceutical Ingredients (API's). CGPA member companies also make significant investments in research and development to launch new, cost-saving generic medicines.

*Average retail price is based on total price of prescriptions (price of drug plus any mark-ups and professional dispensing fees) divided by estimated prescriptions dispensed in Canadian retail pharmacies (excludes hospitals; includes retail new and refills).

Savings from one percent Increase in the use of generics

	Canada: Private: \$454.3 M Public: \$355.7 M Total: \$810.0 M
	British Columbia: Private: \$36.9 M Public: \$19.8 M Total: \$56.7 M
	Alberta: Private: \$39.0 M Public: \$34.8 M Total: \$73.8 M
	Saskatchewan: Private: \$11.8 M Public: \$12.0 M Total: \$23.8 M
	Manitoba: Private: \$14.0 M Public: \$12.8 M Total: \$26.8 M
	Ontario: Private: \$168.5 M Public: \$142.3 M Total: \$310.8 M
	Quebec: Private: \$140.6 M Public: \$111.3 M Total: \$251.9 M
	New Brunswick: Private: \$15.1 M Public: \$7.5 M Total: \$22.6 M
	Nova Scotia: Private: \$18.0 M Public: \$9.8 M Total: \$27.8 M
	P.E.I. & Newfoundland/Labrador: Private: \$10.4 M Public: \$5.4 M Total: \$15.8 M

The increased use of generic prescription medicines will continue to save hundreds of millions of healthcare dollars and will support our vital domestic pharmaceutical industry.